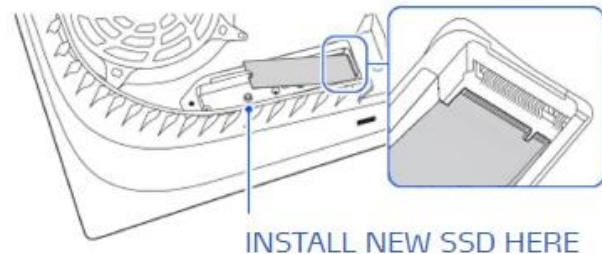


# M.2 SSD REQUIREMENT FOR PS5

	PlayStation 5	LEGEND 840
CAPACITY	250GB – 4TB	512GB – 1TB
INTERFACE	PCIe Gen4 x4 M.2 NVMe	PCIe Gen4 x4 M.2 NVMe
SEQUENTIAL READ	5,500MB/s or ABOVE	<b>READ/WRITE 5,000/4,500MB/s (PC/laptop) READ 5,000MB/s (PS5)</b>
SOCKET TYPE	SOCKET 3 (PCIe x4 & M KEY)	PCIe Gen4 x4, M KEY
M.2 SSD FORMAT	SINGLE-SIDED / DOUBLE-SIDED	SINGLE-SIDED
SLOT FORM FACTOR	2230/2242/2260/2280/22110	2280
LENGTH	30mm, 42mm, 60mm, 80mm, 110 mm	80mm
WIDTH	< 25mm	22mm
HEIGHT	< 11.25mm	2.15mm
COOLING STRUCTURE	EFFECTIVE HEAT DISSIPATION BUILT-IN HEATSINK / SELF-ATTACHING HEATSINK	<b>OPTIONAL HEATSINK FOR 15% DISSIPATION</b>
INSTALLATION SPACE	< 110mm*25mm*11.25mm (L*W*H)	<b>&lt; 80mm*22mm*3.13mm (L*W*H)</b>



PS5 M.2 SSD SLOT VIEW



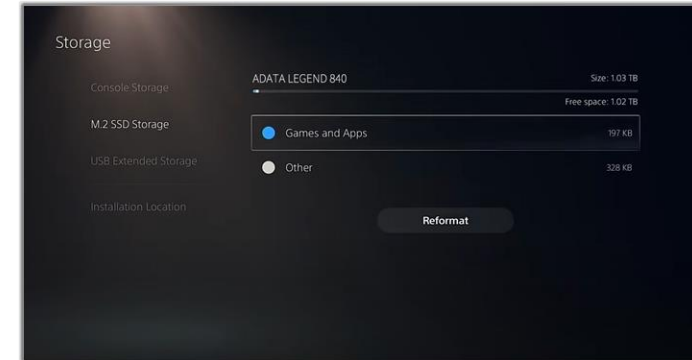
# LEGEND 840 PERFORMANCE TEST ON PS5

	LEGEND 840
PERFORMANCE CHECK	PASS <sup>1</sup>
BOOT GAME CHECK	PASS <sup>2</sup>
THERMAL CHECK	PASS <sup>3</sup>
IDENTIFY CHECK	PASS
FORMAT CHECK	PASS
MIGRATION DATA CHECK	PASS

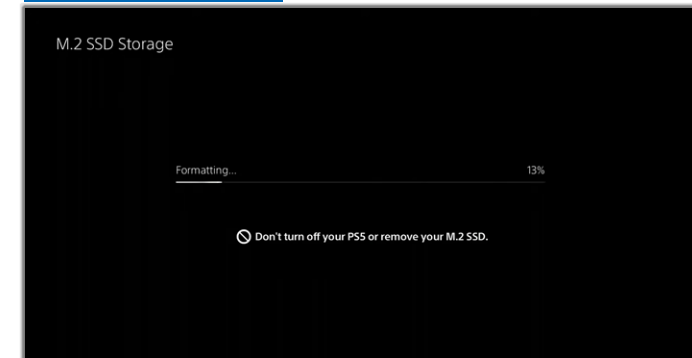
<sup>1,2</sup> PERFORMANCE MAY VARY ACCORDING TO DIFFERENT USAGE ENVIRONMENTS.

<sup>3</sup> TEMPERATURE MAY VARY ACCORDING TO DIFFERENT USAGE ENVIRONMENTS.

## IDENTIFY CHECK



## FORMAT CHECK



## MIGRATION CHECK

